



THE **LOCAL VOTE** 2016

# THE LOCAL VOTE 2016

THE ROAD TO  
**SUPER  
TUESDAY**



## COURTING “THE OPPORTUNITY VOTE”

**S**uccess on the national political stage is built from a capacity to understand and address the interests of local constituencies. Katz Media Group’s political insight initiative, “The Local Vote 2016”, is aimed at understanding the political concerns that voters are voicing in advance of their state primaries, unearthing critical differences between states and markets within. With robust state-level data linked to media behavior, the Katz study has unearthed important insights to help candidates, political strategists and interested parties effectively use media to engage the local electorates.

Getting registered voters to turn out and influencing those who are still undecided are critical goals at this point in the Primary season. Katz Media Group took a close look at these important voter segments and their media preferences and behaviors across three important states in the March 1st Super Tuesday lineup – Colorado, Texas and Virginia. With two weeks left before the Primary, here’s what we’ve learned:

### KEY INSIGHTS

- One out of three voters is still undecided about either their candidate choice or whether to even go to the polls on Super Tuesday.
- Seven key issues are driving the most influence on candidate selection, but are prioritized differently for voters according to state and party lines. These issues are: Healthcare, the Economy, Gun Control/Gun Rights, Jobs, National Security, Government Spending and Immigration.
- Local Broadcast and TV News outpace other TV alternatives (cable news and entertainment) in reaching Opportunity Voters
- The majority of voters agree that Local TV News is more appropriate for political advertising than all other potential sources of video, including the Internet. Social and Mobile.
- Multiple television dayparts (not just News) offer a high density, political target audience for campaigns.

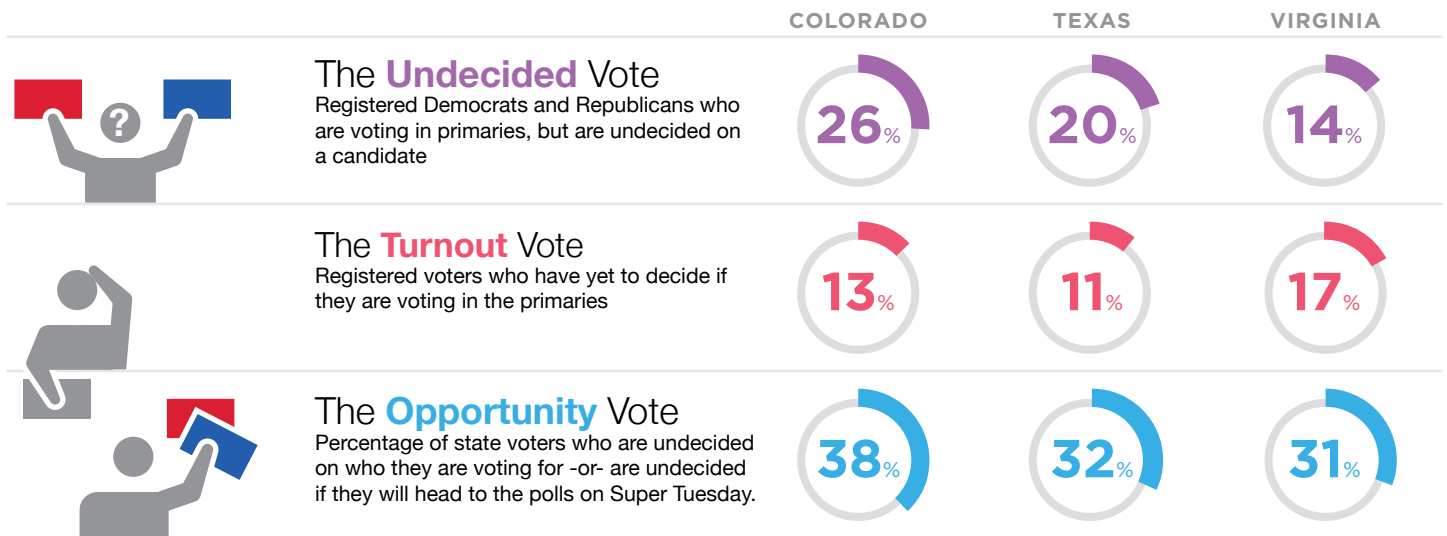
### ABOUT THE LOCAL VOTE 2016 INITIATIVE

**K**atz Media Group has commissioned Nielsen to survey a representative sample of registered voters across 10 states in the weeks leading up to their Presidential primary elections in February, March and April 2016. The registered respondents had previously participated in a Scarborough study. Scarborough is a division of Nielsen that offers media, agency and advertiser clients behavioral insights on the US consumer locally, regionally and nationally. Each year Scarborough surveys more than 200,000 consumers (80% of which are registered voters) using high quality samples that are reliably projectable to the US. Adult 18+ population. The results of this re-contact study, which is specific to voters’ opinions on the 2016 Presidential election, are tied back to the respondents’ Scarborough data about their demographic profile and media consumption. Wave 1 data represents 1,007 registered voters across the states of Colorado (250), Texas (503) and Virginia (254) interviewed January 25 – February 5, 2016.

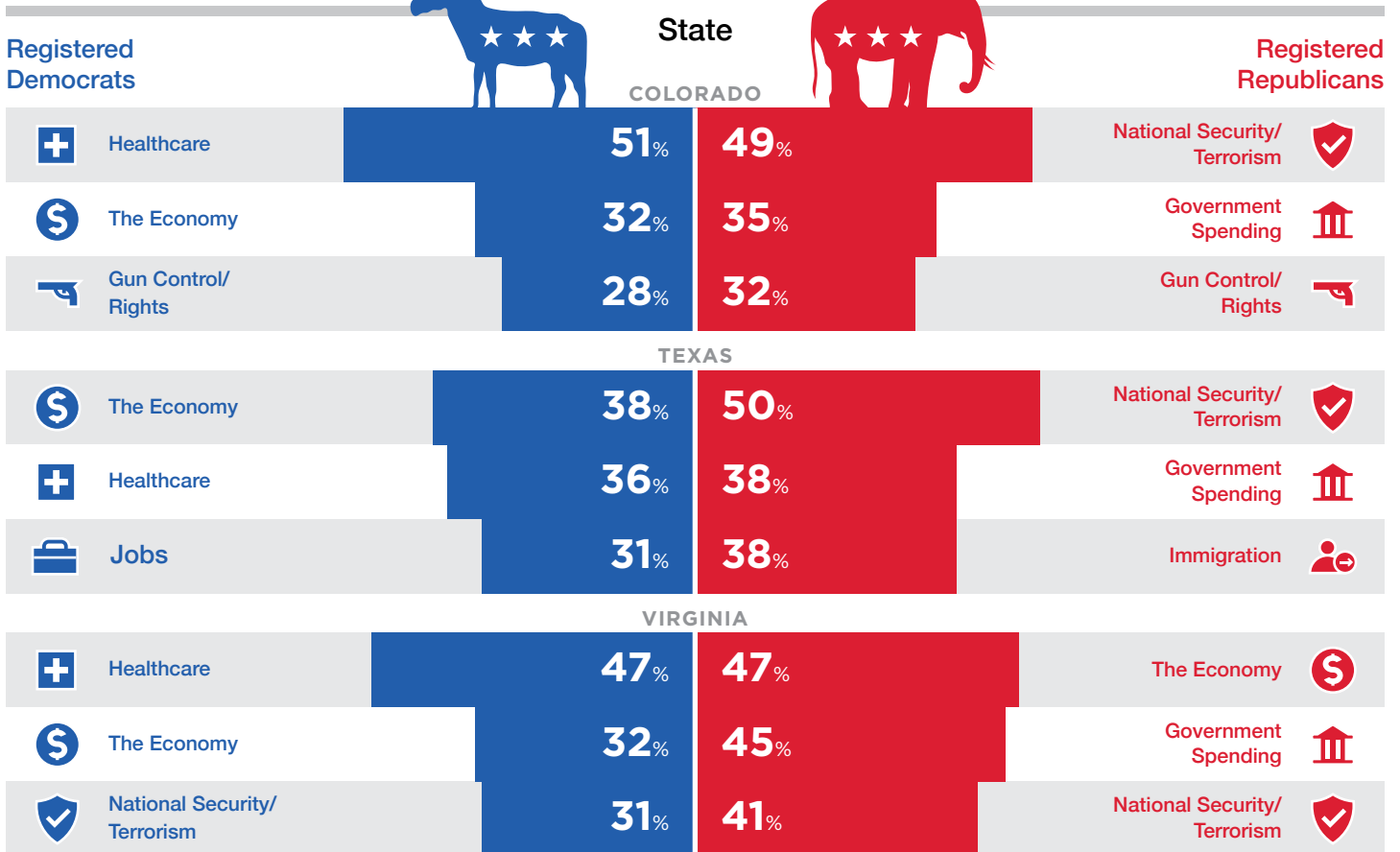
Katz Media Group will be reporting on this initiative throughout the 2016 Presidential primary season.

# PULSE OF THE ELECTORATE

## THE OPPORTUNITY VOTE

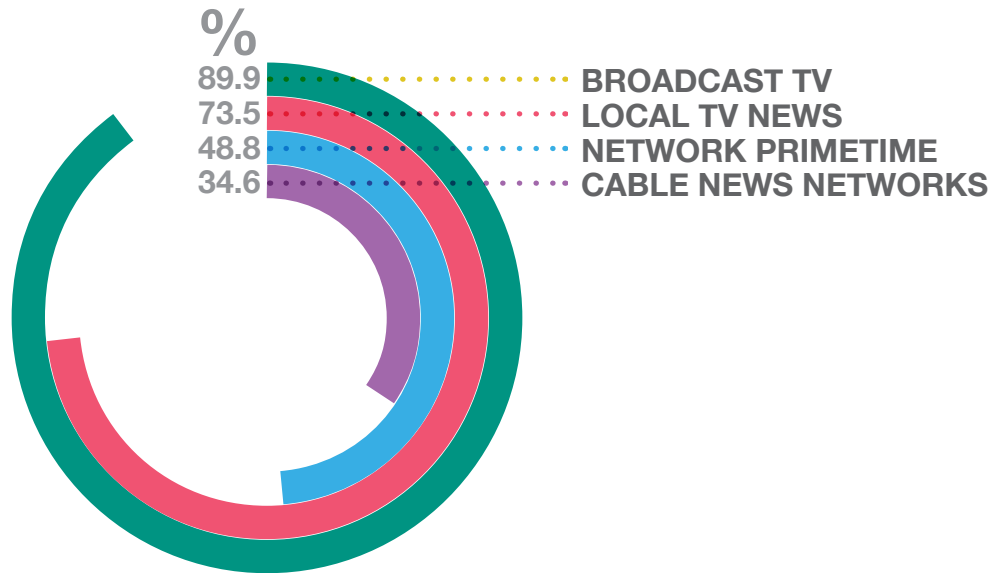


## ISSUES BY STATE & PARTY LINES

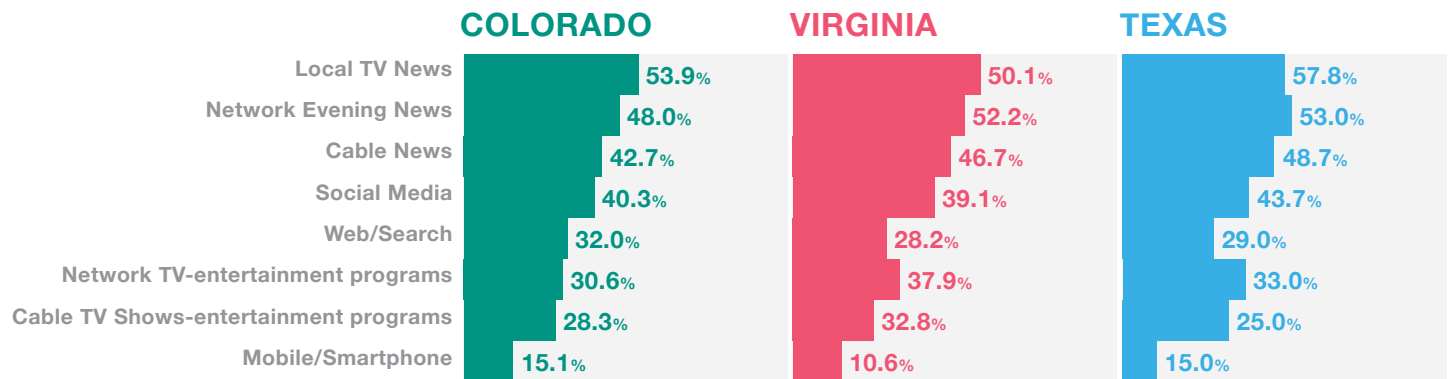


# THE POWER OF LOCAL TELEVISION

Local Broadcast and TV News outpace other TV alternatives in reaching opportunity Voters.

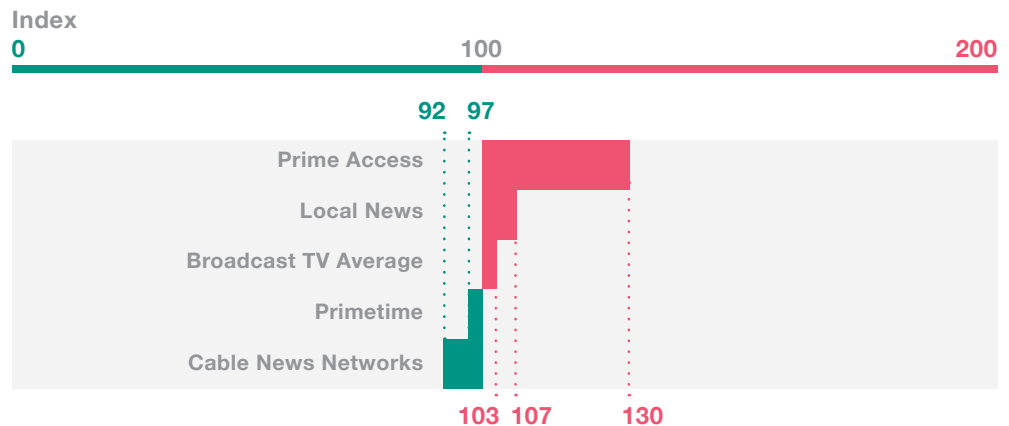


Majority of Voters recommend local TV news for political advertising over all other potential sources of video.



## Which TV Dayparts Deliver Opportunity Voters? Access & Local News!

**Survey Question:** In your opinion, which of these are good places for political candidates to run ads that get their message out to people like yourself?



# IN FOCUS: TARGETABILITY OF LOCAL TELEVISION

When it comes to targeting voters, local broadcast has powerful new tools to segment your audience and deliver MASS-ively. Here's a snapshot of the differences we see across key markets in Colorado, Texas and Virginia. The pages that follow detail how a variety of Television dayparts (not just News) offer a high density, political target audience for campaigns.



# TEXAS

---

ABILENE

BEAUMONT

EL PASO

SAN ANGELO

SAN ANTONIO

# Reach your Primary Election Voters in Abilene-Sweetwater by Utilizing TV Dayparts throughout the day!

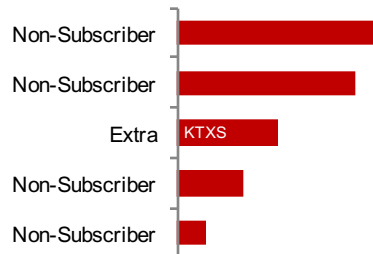
Time Period	Democrat Primary Election Index	Republican Primary Election Index	Independent Primary Election Index
Early Morning	123	103	124
Daytime	131	106	124
Early Fringe	127	108	127
Prime Access	125	118	127
Prime	120	109	117
Late Fringe	122	113	127

## Top TV Programs to reach Abilene-Sweetwater's Primary Election Voters in their Strongest Daypart

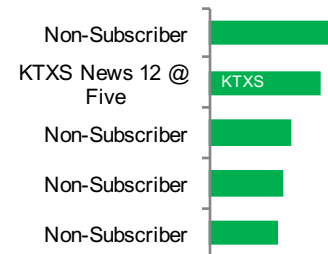
**Democrat Primary Daytime Shows:**



**Republican Primary Prime Access Shows:**

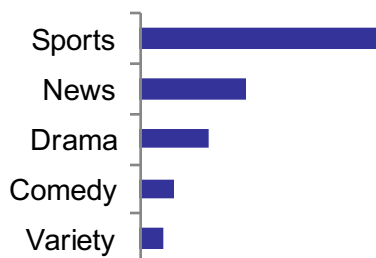


**Independent Primary Early Fringe:**

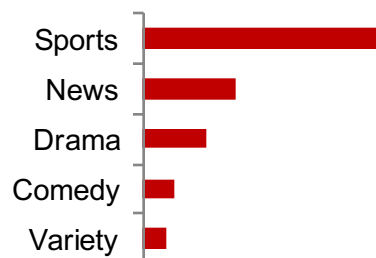


## Top 5 Genres of TV Programming to reach Primary Election Voters in Abilene-Sweetwater

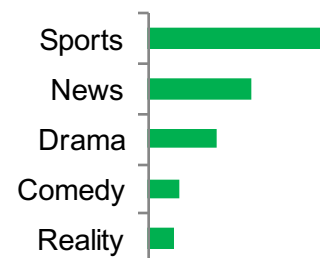
**Democrat Primary Election Voter:**



**Republican Primary Election Voter:**



**Independent Primary Election Voter:**



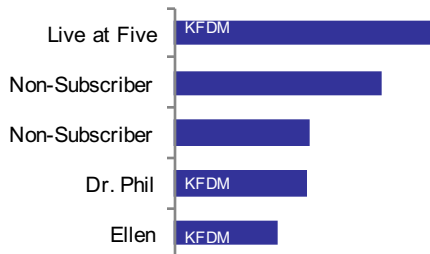
Source: comScore Local Nov'15 Abilene-Sweetwater Political; HH Ratings with Political Personas; Time Periods: Early Morning (M-F 5a-8a), Daytime (M-F 8a-3p), Early Fringe (M-F 3p-6p), Prime Access (M-F 6p-7p), Prime (M-Su 7p-10p), Late Fringe (M-F 10p-1a); Index = Political Persona Rating vs HH Rating, HH Rating for Programming and Genre. Non-subscribers to comScore Local data depicted but not identified.

# Reach your Primary Election Voters in Beaumont by Utilizing TV Dayparts throughout the day!

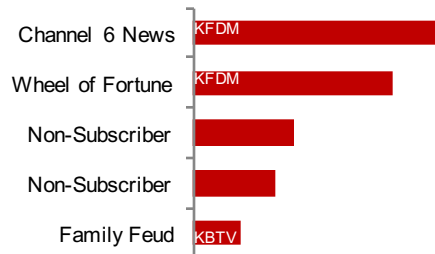
Time Period	Democrat Primary Election Index	Republican Primary Election Index	Independent Primary Election Index
Early Morning	131	99	120
Daytime	129	88	103
Early Fringe	132	98	109
Prime Access	129	112	117
Prime	120	110	115
Late Fringe	122	105	92

## Top TV Programs to reach Beaumont's Primary Election Voters in their Strongest Daypart


**Democrat Primary Early Fringe Shows:**



**Republican Primary Prime Access Shows:**

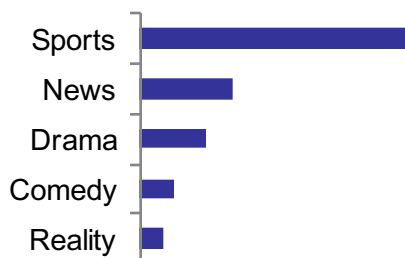


**Independent Primary Early Morning Shows:**

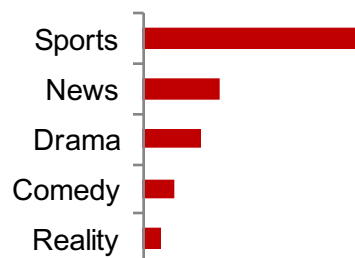


## Top 5 Genres of TV Programming to reach Primary Election Voters in Beaumont

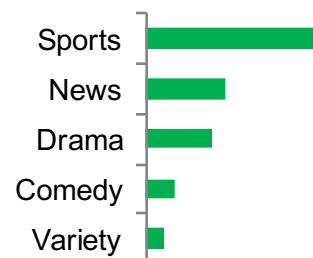
**Democrat Primary Election Voter:**



**Republican Primary Election Voter:**



**Independent Primary Election Voter:**



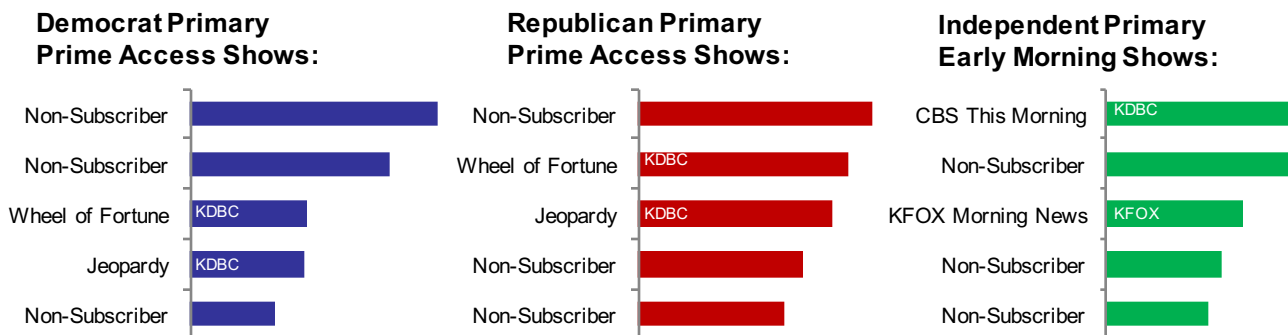
Source: comScore Local Nov'15 Beaumont Political; HH Ratings with Political Personas; Time Periods: Early Morning (M-F 5a-8a), Daytime (M-F 8a-3p), Early Fringe (M-F 3p-6p), Prime Access (M-F 6p-7p), Prime (M-Su 7p-10p), Late Fringe (M-F 10p-1a); Index = Political Persona Rating vs HH Rating, HH Rating for Programming and Genre. Non-subscribers to comScore Local data depicted but not identified.



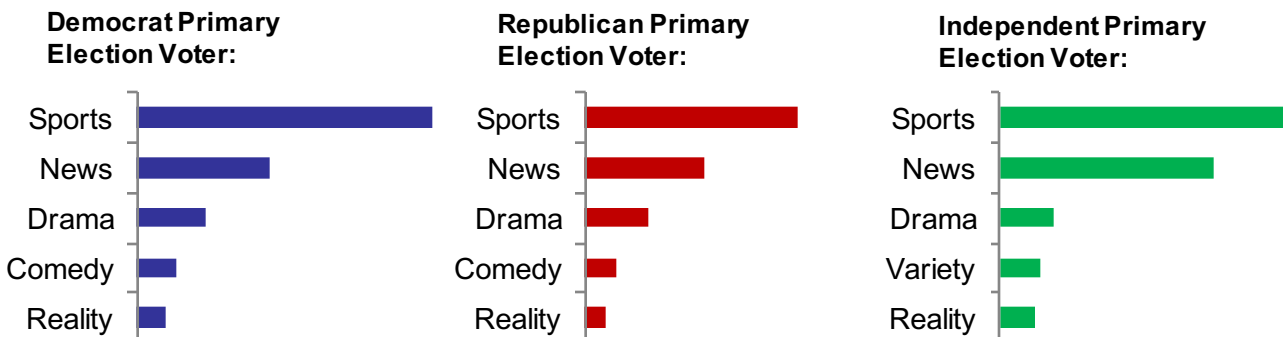
# Reach your Primary Election Voters in El Paso by Utilizing TV Dayparts throughout the day!

Time Period	Democrat Primary Election Index	Republican Primary Election Index	Independent Primary Election Index
Early Morning	126	102	121
Daytime	126	95	112
Early Fringe	130	102	107
Prime Access	133	112	86
Prime	122	102	101
Late Fringe	121	101	94

## Top TV Programs to reach El Paso's Primary Election Voters in their Strongest Daypart



## Top 5 Genres of TV Programming to reach Primary Election Voters in El Paso




Source: comScore Local Nov'15 El Paso Political; HH Ratings with Political Personas; Time Periods: Early Morning (M-F 5a-8a), Daytime (M-F 8a-3p), Early Fringe (M-F 3p-6p), Prime Access (M-F 6p-7p), Prime (M-Su 7p-10p), Late Fringe (M-F 10p-1a); Index = Political Persona Rating vs HH Rating, HH Rating for Programming and Genre. Non-subscribers to comScore Local data depicted but not identified.

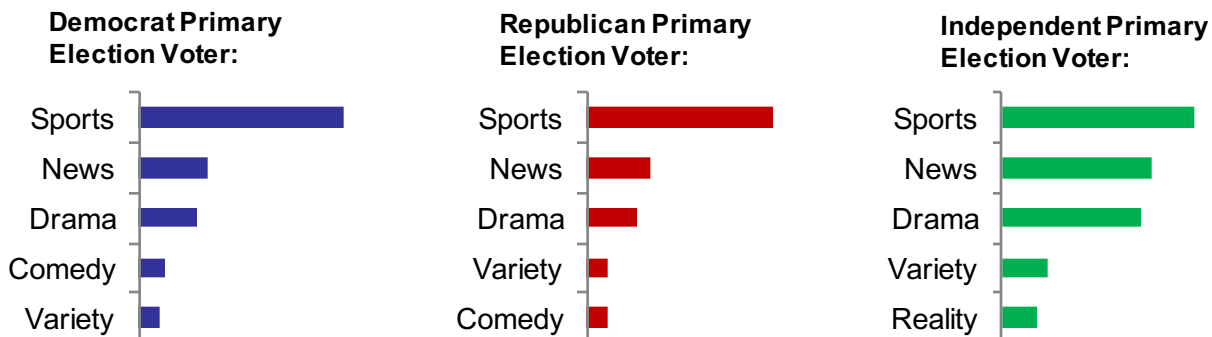
# Reach your Primary Election Voters in San Angelo, TX by Utilizing TV Dayparts throughout the day!

Time Period	Democrat Primary Election Index	Republican Primary Election Index	Independent Primary Election Index
Early Morning	114	118	137
Daytime	124	114	132
Early Fringe	129	106	125
Prime Access	131	121	139
Prime	129	116	136
Late Fringe	126	118	143

## Top TV Programs to reach San Angelo's Primary Election Voters in their Strongest Daypart



## Top 5 Genres of TV Programming to reach Primary Election Voters in San Angelo



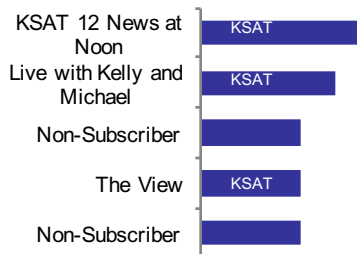
Source: comScore Local Nov'15 San Angelo Political; HH Ratings with Political Personas; Time Periods: Early Morning (M-F 5a-8a), Daytime (M-F 8a-3p), Early Fringe (M-F 3p-6p), Prime Access (M-F 6p-7p), Prime (M-Su 7p-10p), Late Fringe (M-F 10p-1a); Index = Political Persona Rating vs HH Rating, HH Rating for Programming and Genre. Non-subscribers to comScore Local data depicted but not identified.

# Reach your Primary Election Voters in San Antonio by Utilizing TV Dayparts throughout the day!

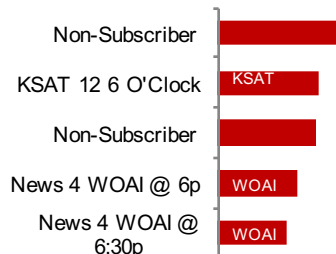
Time Period	Democrat Primary Election Index	Republican Primary Election Index	Independent Primary Election Index
Early Morning	123	103	133
Daytime	133	100	113
Early Fringe	132	102	110
Prime Access	129	111	123
Prime	123	104	112
Late Fringe	125	102	107

## Top TV Programs to reach San Antonio's Primary Election Voters in their Strongest Daypart

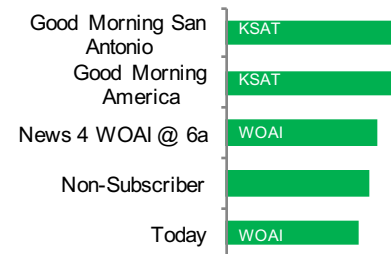
### Democrat Primary Daytime Shows:



### Republican Primary Prime Access Shows:

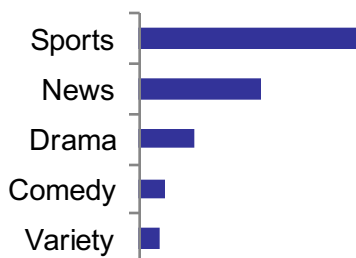


### Independent Primary Early Morning Shows:

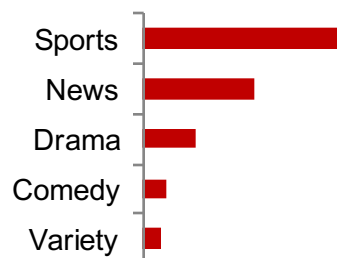


## Top 5 Genres of TV Programming to reach Primary Election Voters in San Antonio

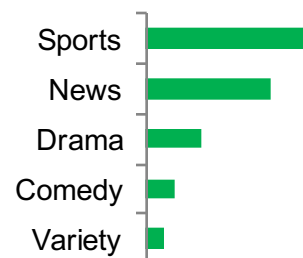
### Democrat Primary Election Voter:



### Republican Primary Election Voter:



### Independent Primary Election Voter:



Source: comScore Local Nov'15 San Antonio Political; HH Ratings with Political Personas; Time Periods: Early Morning (M-F 5a-8a), Daytime (M-F 8a-3p), Early Fringe (M-F 3p-6p), Prime Access (M-F 6p-7p), Prime (M-Su 7p-10p), Late Fringe (M-F 10p-1a); Index = Political Persona Rating vs HH Rating, HH Rating for Programming and Genre. Non-subscribers to comScore Local data depicted but not identified.

# **VIRGINIA**

---

**NORFOLK**

**RICHMOND**

**ROANOKE**

**WASHINGTON, DC**

# Reach your Primary Election Voters in Norfolk by Utilizing TV Dayparts throughout the day!

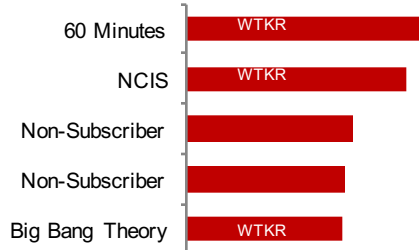
Time Period	Democrat Primary Election Index	Republican Primary Election Index	Independent Primary Election Index
Early Morning	122	86	109
Daytime	133	80	100
Early Fringe	131	92	109
Prime Access	129	104	121
Prime	121	107	118
Late Fringe	127	99	112

## Top TV Programs to reach Norfolk's Primary Election Voters in their Strongest Daypart

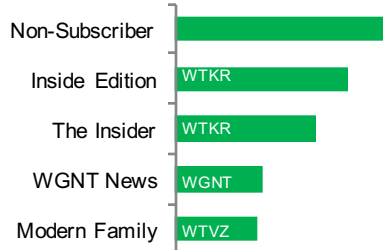
**Democrat Primary Daytime Shows:**



**Republican Primary Prime Shows:**

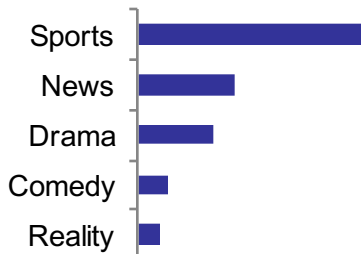


**Independent Primary Prime Access Shows:**

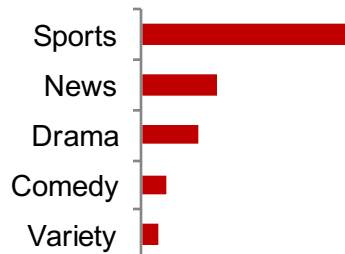


## Top 5 Genres of TV Programming to reach Primary Election Voters in Norfolk

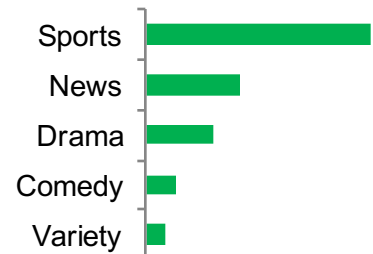
**Democrat Primary Election Voter:**



**Republican Primary Election Voter:**



**Independent Primary Election Voter:**

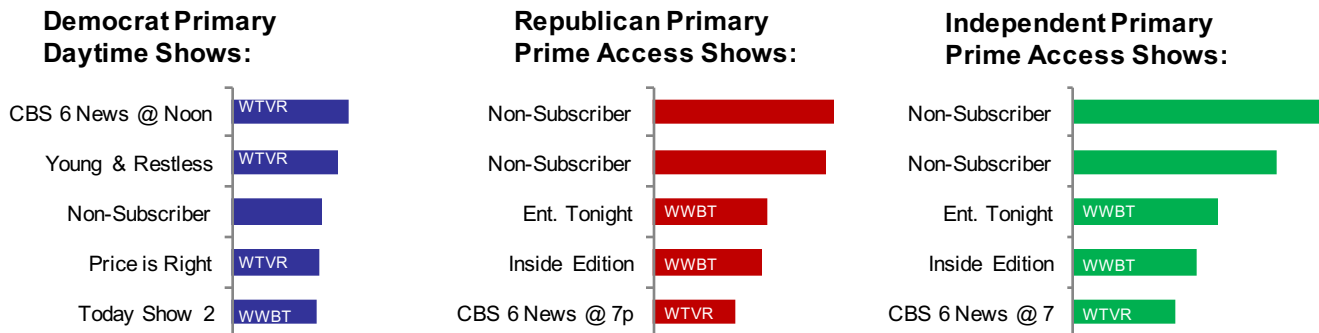


Source: comScore Local Nov'15 Norfolk Political; HH Ratings with Political Personas; Time Periods: Early Morning (M-F 6a-9a), Daytime (M-F 9a-4p), Early Fringe (M-F 4p-7p), Prime Access (M-F 7p-8p), Prime (M-Su 8p-11p), Late Fringe (M-F 11p-2a); Index = Political Persona Rating vs HH Rating, HH Rating for Programming and Genre. Non-subscribers to comScore Local data depicted but not identified.

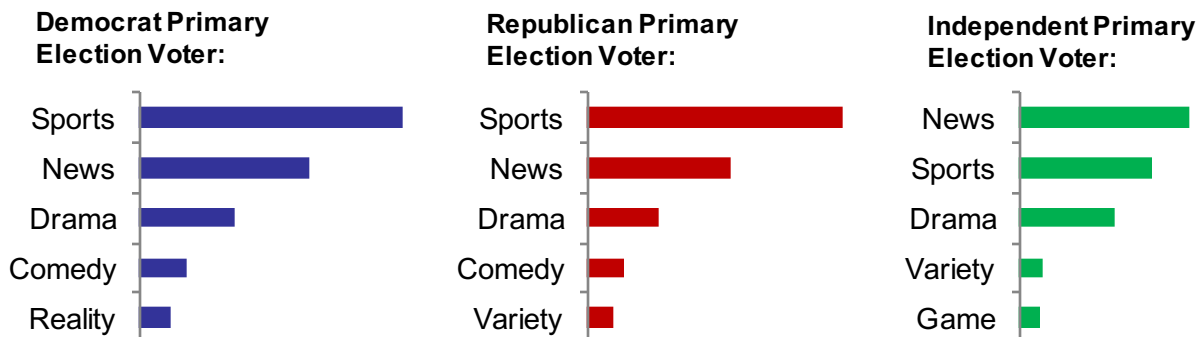
# Reach your Primary Election Voters in Richmond by Utilizing TV Dayparts throughout the day!

Time Period	Democrat Primary Election Index	Republican Primary Election Index	Independent Primary Election Index
Early Morning	128	101	130
Daytime	141	96	116
Early Fringe	139	105	122
Prime Access	138	113	136
Prime	128	108	129
Late Fringe	132	101	119

## Top TV Programs to reach Richmond's Primary Election Voters in their Strongest Daypart



## Top 5 Genres of TV Programming to reach Primary Election Voters in Richmond



Source: comScore Local Nov'15 Richmond Political; HH Ratings with Political Personas; Time Periods: Early Morning (M-F 6a-9a), Daytime (M-F 9a-4p), Early Fringe (M-F 4p-7p), Prime Access (M-F 7p-8p), Prime (M-Su 8p-11p), Late Fringe (M-F 11p-2a); Index = Political Persona Rating vs HH Rating, HH Rating for Programming and Genre. Non-subscribers to comScore Local data depicted but not identified.

# Reach your Primary Election Voters in Roanoke by Utilizing TV Dayparts throughout the day!


Time Period	Democrat Primary Election Index	Republican Primary Election Index	Independent Primary Election Index
Early Morning	109	95	103
Daytime	115	89	100
Early Fringe	118	100	108
Prime Access	115	106	118
Prime	115	104	114
Late Fringe	118	101	113

## Top TV Programs to reach Roanoke's Primary Election Voters in their Strongest Daypart


**Democrat Primary Late Fringe Shows:**



**Republican Primary Prime Access Shows:**

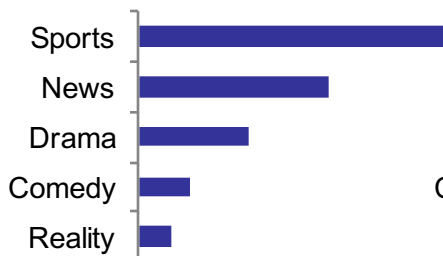


**Independent Primary Prime Access Shows:**

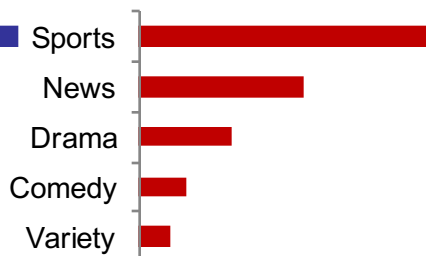


## Top 5 Genres of TV Programming to reach Primary Election Voters in Roanoke

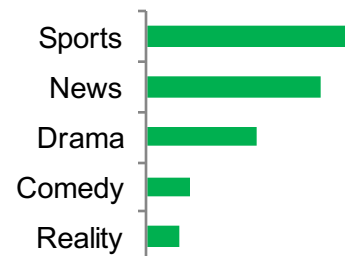
**Democrat Primary Election Voter:**



**Republican Primary Election Voter:**



**Independent Primary Election Voter:**




Source: comScore Local Nov '15 Roanoke Political; HH Ratings with Political Personas; Time Periods: Early Morning (M-F 6a-9a), Daytime (M-F 9a-4p), Early Fringe (M-F 4p-7p), Prime Access (M-F 7p-8p), Prime (M-Su 8p-11p), Late Fringe (M-F 11p-2a); Index = Political Persona Rating vs HH Rating, HH Rating for Programming and Genre. Non-subscribers to comScore local data depicted but not identified.

# Reach your Primary Election Voters in Washington, DC by Utilizing TV Dayparts throughout the day!

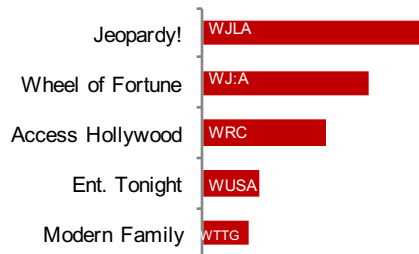
Time Period	Democrat Primary Election Index	Republican Primary Election Index	Independent Primary Election Index
Early Morning	107	91	109
Daytime	110	86	101
Early Fringe	113	96	111
Prime Access	121	106	116
Prime	114	105	110
Late Fringe	118	99	105

## Top TV Programs to reach Washington DC's Primary Election Voters in their Strongest Daypart

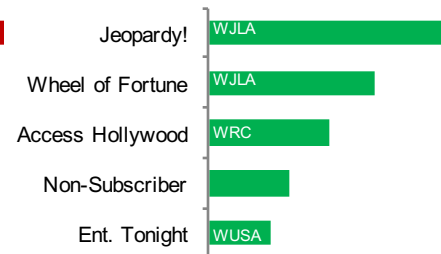
**Democrat Primary Prime Access Shows:**



**Republican Primary Prime Access Shows:**

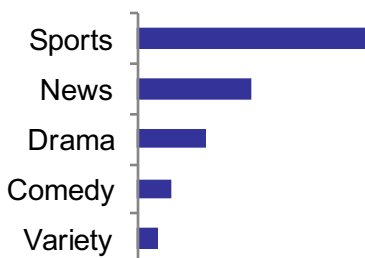


**Independent Primary Prime Access Shows:**

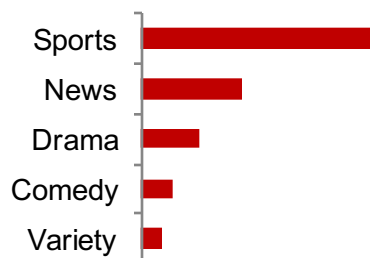


## Top 5 Genres of TV Programming to reach Primary Election Voters in Washington, DC

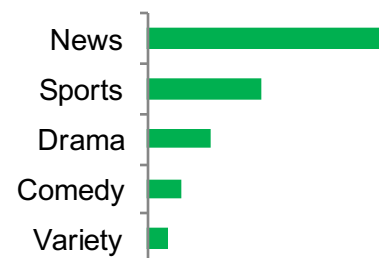
**Democrat Primary Election Voter:**



**Republican Primary Election Voter:**



**Independent Primary Election Voter:**



Source: comScore Local Nov'15 Washington, DC Political; HH Ratings with Political Personas; Time Periods: Early Morning (M-F 6a-9a), Daytime (M-F 9a-4p), Early Fringe (M-F 4p-7p), Prime Access (M-F 7p-8p), Prime (M-Su 8p-11p), Late Fringe (M-F 11p-2a); Index = Political Persona Rating vs HH Rating, HH Rating for Programming and Genre. Non-subscribers to comScore Local data depicted but not identified.